

# eBooks from the Library


## for Smartphones & Tablets



Works with iPad/iPhone, Android, Kindle Fire, Samsung Galaxy and other smartphones and tablets.

### Get Started with The Ohio Digital Library:

- 1 On your device, go to the app store, search for OverDrive Media Console or scan the QR code to the right and install the app. Your app store may ask for your ID and password.



You will then be prompted to enter or create an Adobe ID.

- 2 Select Get Books and then Add a Library. Enter your zip code in the search box.





Choose your library from the list.

- 4 Touch Ohio Digital Library to browse or search the eBook collection.



THE OHIO DIGITAL LIBRARY


- 5 If an item says Borrow, it is available to download. If an item is unavailable to download, you may select Place a Hold. You will then receive an email when the title is available. Check the list of Available Formats to ensure that the title is compatible with your device.



- 6 After you select your book, you will be prompted to go to your Bookshelf. On your bookshelf, you will see a button to download. Touch Download to get your file.



- 7 The item will open in the OverDrive Media Console app. Select the item's cover artwork to start listening or reading.



The Ohio Digital Library provides access to thousands of eBooks, audiobooks, music titles and videos and can be used on many other mobile devices, audio devices and eReaders. All you need is a library card from any library that is a member of the Ohio Digital Library, and a personal computer or laptop to get started finding these great materials.